

Supplement No: 1**(1) EU-Type Examination Certificate****(2) Equipment or Protective Systems Intended for use in Potentially Explosive Atmospheres****Directive 2014/34/EU**

(3) EU – Type Examination Certificate Number: **IEP 17ATEX 0473X**

(4) Product: **RB-JB.X Type, Exproof Junction Box**

(5) Firm Name: **Robustex Elektrik İmalat Sondaj Ekipmanları San. ve Tic. Ltd. Şti.**

(6) Firm Address: **Başkent OSB Recep Tayyip Erdoğan Blv. No: 17 Malıköy - Ankara / TURKEY**

(7) This product any of acceptable variation there to is specified in the schedule to this certificate and the documents there in referred to.

(8) The IEP Uluslararası Enerji Petrol Gözetim, Sertifikasyon ve Teknik Hizmetler Organizasyonu Tic. Ltd. Sti., whose notified body number 2284 in accordance with Article 17 of the Directive 2014/34/EU of European Parliament and of the Council, dated 26 February 2014, certifies that this product has been found to comply with the Essential Health and Safety Requirements relating to the design and construction of products intended for use in potentially explosive atmospheres, given in Annex II to the Directive. The examination and test results are recorded in confidential Report Nr: IEP.Rp.Ex.10-1043-1 date 23.03.2021.

(9) Compliance with Essential Health and safety requirements has been assured by compliance with:

IEC EN 60079-0: 2018, EN 60079-1: 2014 and EN 60079-31: 2014

(10) If the sign “ X “ is placed after the certificate number, it indicates that the product is subject to Specified Conditions of Safe Use specified in the schedule to this certificate.

(11) This EU-Type Examination Certificate relates only to the design and construction of the specified product in accordance to the directive 2014/34/EU. Further requirements of the directive apply to the manufacturing process and supply of this product. These are not covered by this certificate.

(12) The marking of the equipment or protective system shall include the following:




II 2G Ex db IIB+H₂ T4 Gb,

II 2D Ex tb IIIC T(135 °C) Db

Responsible Person :

Nurettin Terzioglu
Head of Certification Body



Supplement No 1 Date of Issue : 25.03.2021





IEP ENERGY PETROLEUM INSTITUTE

(13) Schedule

(14) Certificate Nr: **IEP 17 ATEX 0473X**

(15) Description of Equipment:

RB-JB-X type junction boxes are manufactured as equipped or glass mounted equipped boxes. RB-JB-X type junction box consists of an enclosure in type of explosion protection flameproof "db" type, in which the electrical and mechanical apparatus is mounted. The main body is made of aluminum alloy. The equipments which are mounted on the cover of the equipped energy box are push button, pilot light, on load switch, step switch, change over switch, emergency stop and button breaker switches. Glass is mounted to view the interior equipment in the equipped power boxes. The glass is tempered and its thickness is between 8-19 mm. Maximum glass size is 300 x 300 mm The maximum number of sockets to be installed is specified in the table. M 32 holes are drilled for energy equipment mounted on the cover. The number of holes drilled for cable glands at the side edges of the body and their safety distances are specified in the table. The assembly of the cables must be performed with Ex d cable glands. All tests were conducted according to the IEC EN 60079-0, EN 60079-1 and EN 60079-31 standards. The external grounding of this electrical box is to be provided with a 4 mm² (min) cable in accordance with the EN 60079-14 standard. RB-JB-X type, exproof junction box has been evaluated in the contents of IP 65 or IP 66. The boxes complying to the IP 66 Protection degree are sealed. For IP 66, sealing gasket is mounted so as not to affect the flame path. RB-JB-X type, exproof junction box is used as Zone 1 / 2 and Zone 21 / 22 that be used danger area determined in the EN 60079-10-1 and EN 60069-10-2 standard.


Technical Parameters: RB-JB-X type, exproof junction box

Product Type	RB-JB-1	RB-JB-2	RB-JB-3	RB-JB-4
Rated Voltage	(110 ~ 230 ~ 400 ~ 690) V AC and 440 V DC (Max.)			
Current (Max.)	200 A	300 A	400 A	500 A
External dimensions (mm)	425x315x180	520x425x230	630x520x270	902x630x303
Max number of sockets	2	3	4	5
Max number of operator equipment (M32)	16	30	40	62
Max number of gland M20 , 1/2" and M25, 3/4"	14 and 14	18 and 18	23 and 21	28 and 27
Max number of gland M32 , 1" and M40, 1", 3/4"	16 and 10	21 and 12	21 and 13	31 and 21
Max number of gland M50 ,1, 1/2" and M63, 2"	8 and 8	11 and 10	11 and 10	17 and 15
Max glass size / thickness	300 mm / 8 mm ~ 19 mm			
IP Protection Degree	IP 65 and IP 66 (with gasket)			
Ambient Temperature	- 30 °C ~ + 50 °C			

(IEP 17ATEX 0473 X)X Means an energy box which is produced as an equipped box or a terminal box. Glass panel or operator equipment is used on the front cover. Installation must be done by authorized personnel in accordance with EN 60079-14 and installation manual. In case of revision, the certificate becomes invalid. In this case, it should be checked and approved by the authorized institution according to the EN IEC 60079-19 standard. Periodic inspection and maintenance should be carried out by authorized personnel or organizations in accordance with the EN 60079-17 standard.

Responsible Person:

Nurettin Terzioglu
Head of Certification Body





IEP ENERGY PETROLEUM INSTITUTE

(16) Certificate Nr: **IEP 17 ATEX 0473X**

(17) Special conditions for safe use

The installation and the operation of the RB-JB-X type, exproof junction boxes are to comply with the relevant national regulations.

(18) Essential Health and Safety Requirements:

18.1 Are included in standards, which are mentioned in clause (9) of this certificate. The products were approved in accordance with above mentioned standards and manufacturer's instruction.

18.2 At the installation and the operation process of the RB-JB-X type, exproof junction box, the manufacturer's manual 8 pages dated 03.03.2021 has to be observed.

(19) Drawings:

Drawing Nr;	Date;
RB-JB3-0011-3	23.02.2017
RB-JB3-0012-3	23.02.2017
RB-JB3-0013-2	23.02.2017
RB-JB3-0014-3	23.02.2017
RB-JB3-0015-3	23.02.2017
RB-JB3-0016-4	23.02.2017
RB-JB3-0017-3	23.02.2017
RB-JB3-0018-2	23.02.2017
RB-JB3-0019-3	23.02.2017
RB-JB3-0020-2	23.02.2017
RB-JB3-0021-3	23.02.2017
RB-JB3-0022-3	23.02.2017
RB-JB3-0023-0	23.02.2017
RB-JB-001-1	25.02.2021
RB-JB-002-0	18.01.2021
RB-JB-003-0	18.01.2021
RB-JB-004-0	18.01.2021
RB-JB-009-0	18.01.2021
RB-JB-005-1	25.02.2021
RB-JB-010-0	18.01.2021
RB-JB-006-0	18.01.2021
RB-JB-011-1	25.02.2021
RB-JB-008-0	18.01.2021
RB-JB-027-0	18.01.2021
RB-JB-012-0	18.01.2021
RB-JB-013-0	18.01.2021
RB-JB-014-0	18.01.2021

Responsible Person :

Nurettin Terzioglu
Head of Certification Body





IEP ENERGY PETROLEUM INSTITUTE

(20) Certificate Nr: **IEP 17 ATEX 0473X**

(21) Drawings:

Drawing Nr;	Date;
RB-JB-015-0	18.01.2021
RB-JB-016-0	18.01.2021
RB-JB-017-1	25.02.2021
RB-JB-025-0	25.02.2021
RB-JB-026-0	25.02.2021
RB-JB-018-0	18.01.2021
RB-JB-019-0	18.01.2021
RB-JB-021-0	25.02.2021
RB-JB-022-0	25.02.2021
RB-JB-024-0	05.02.2021
RB-JB-023-0	05.02.2021
RB-JB-020-0	18.01.2021


For the validity of analysis type certificate, the parts that are used in control box are confirmed in the part list 3/4 date 18.01.2021.

Certificate History:

Supplement No	Supplement Date	Summary Description of Variation
01	25.03.2021	Scope Addition and Standard Update (EN IEC 60079-0:2018)
00	08.09.2017	First issue of certificate

Responsible Person:

Nurettin Terzioğlu
Head of Certification Body



Supplement No 1 Date of Issue: 25.03.2021

